



The Walking Detective

Teaching Kids to Investigate
Their Community

KID'S WORKBOOK

Hi! My name is Ghedi (GEH-dee).

I'm a walking detective. I may only be 10 years old, but I know a lot about walking and biking. My name means 'traveller' and that's what I do best. I walk and ride my bike to school every day.

Is your neighborhood a safe and easy place to walk and bike? It's up to you to find out! Take the case and you can be a walking detective like me. **Let's get started!**

You just need to follow the clues and collect evidence. Here's how:


- Read the clue checklist so you know what to look for.
- While you walk, write notes, draw pictures and take photos of what you see in the **built environment**. Use the page for Investigation Notes at the end of the workbook.
- Collect your evidence and make a case report to let your **lawmakers** know what needs to be fixed to make your neighborhood safe and easy to walk and bike.

Vocabulary

Built environment: the physical parts of where we live, work and play like buildings, streets, sidewalks and parks

Lawmakers: people who are chosen to make the rules for our community





Before you go, know how to walk safely! Always follow these pedestrian safety tips:

- Walk on the sidewalk. If there is no sidewalk, walk on the left side of the street so cars can see you coming.
- Look for cars in all directions before crossing the street.
- Do not run across the street or dart out between cars.
- Obey traffic signals at intersections.
- If you are younger than 10, an adult needs to help you cross the street.
- Follow the route on the map you have been given.

Vocabulary



Pedestrian: a person who is walking

Clue Checklist

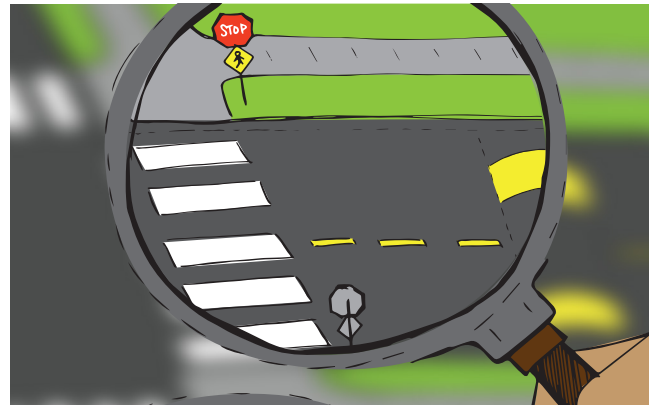
Circle a score for each clue. 1 = pretty bad 2 = okay 3 = great



Sidewalks

- 1 2 3 There is a sidewalk on both sides of the street.
- 1 2 3 There are bike arrows or lanes painted on the street.
- 1 2 3 The sidewalk goes from one end of the block to the other (It doesn't start and stop again).
- 1 2 3 The sidewalk is smooth and even (It isn't broken, cracked, or bumpy).
- 1 2 3 The sidewalk is wide enough for a stroller or wheelchair.
- 1 2 3 The sidewalk is clear (It isn't blocked by bushes, trash cans, fences or cars).

_____ POINTS



Crosswalks

- 1 2 3 Crosswalks are located at busy intersections.
- 1 2 3 The crosswalk is clearly marked with paint or signs.
- 1 2 3 There are speed bumps near the crosswalk.
- 1 2 3 My view of the street is clear (It isn't blocked by brush, fences, or cars).
- 1 2 3 The crossing signal gave me enough time to cross the intersection.
- 1 2 3 There are curb cuts and ramps for strollers and wheelchairs.
- 1 2 3 There is a bumpy surface to warn people who are visually impaired.

_____ POINTS

Clue Checklist

Circle a score for each clue. 1 = pretty bad 2 = okay 3 = great



Traffic

- 1 2 3 Drivers travel at a safe speed.
- 1 2 3 There are visible speed limit signs.
- 1 2 3 Drivers observe stop signs and traffic lights.
- 1 2 3 There are median islands on wide, busy streets.
- 1 2 3 Traffic is pretty quiet (We can talk without shouting).
- 1 2 3 There is a grassy strip between the street and sidewalk to protect me from traffic.

_____ POINTS




Safety

- 1 2 3 I do not worry about crime in my neighborhood.
- 1 2 3 The sidewalk and street are well lit at night.
- 1 2 3 The sidewalk is clean. (I don't see trash on the sidewalk or street).
- 1 2 3 There are trash cans along the sidewalk.
- 1 2 3 There is a safe place to go if I am lost or scared.

_____ POINTS

Clue Checklist



Surroundings

Circle a score for each clue.
1 = pretty bad 2 = okay 3 = great

- 1 2 3 There are trees for shade along the sidewalk.
- 1 2 3 The air smells fresh and clean.
- 1 2 3 There are benches along the sidewalk to sit and rest.
- 1 2 3 There are places for me to play and neighbors to gather.
- 1 2 3 There are bike racks to park my bicycle.
- 1 2 3 There are places to walk to, like a park, library or store.

_____ POINTS

Add up all of the points to find the walkability score for your neighborhood.



TOTAL POINTS

- 76-90** Very walkable - What makes it great?
- 61-75** Pretty walkable - What could make it great?
- 46-60** Kind of walkable - What could make it even better?
- 33-45** Not very walkable - What could make it better?

Case Report

Do your part to **advocate** for a **walkable community!**

Collect your evidence and create a case report. Use it to show your lawmakers which things make it easy to walk and bike, and which things make it hard.

Vocabulary



Advocate: to ask for support for a cause

Walkable: the community is safe and easy for everyone to walk and bike

Community: a group of people living in the same place and have something in common



KC Healthy Kids rallies the people in our communities to improve access to affordable fresh food and safe places to walk and play. When our neighborhoods support healthy habits, we are less likely to suffer from obesity, which is linked to Type 2 diabetes, heart disease, and poor mental health. To make a lasting impact, we shape policies that improve our food system and physical surroundings, and ultimately, the places where we live, work, learn and play.

650 Minnesota Ave • Kansas City, KS, 66101 • (816) 523-5353

kchealthykids.org • @KCHealthyKids   



Date _____

Dear _____,

Thank you for helping to create a walkable and bikeable community.
Walking and biking benefit the whole community, especially kids like me.

I did a walking investigation to see if my neighborhood is a safe and easy place to walk and bike.

Here are some things that help me walk and bike safely:

Here are some things that need improvement:

Together we can make our community a friendly place to walk and bike for everyone.

Sincerely,

Name and Age _____

School _____

City _____

